

CHIPS & Chatter

THE SILICON VALLEY WOODTURNERS' NEWSLETTER

January Demo

Dennis Lillis

Chocolate Display

Dish

Partial February 2023 Meeting Agenda

Demo - Jerry Galli on Coring Bowls

President's Challenge - Chocolate Display Dish

Show-N-Tell

In This Issue	Page
February 2023 Partial Meeting Agenda	1
January Meeting Summary	1
President's Turn	2
Chocolate Display Dish Competition	3
January Program — Chocolate Display Dish	4
Meeting Minutes	5
Calendar of Events	6
President's Challenge	7 - 10
Show & Tell	11 - 12
Club Notes	13
Ironman Status 2020	14
Membership Information	15
Sponsors	16
Meeting Location & For Sale	17

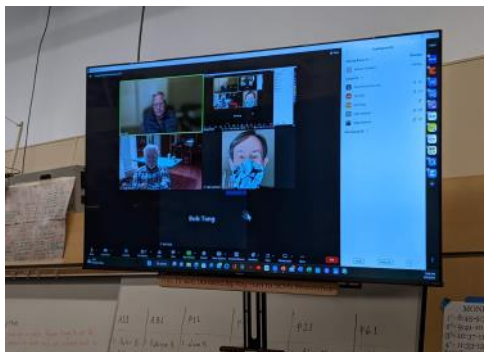
January Meeting

We had a nice crowd at the school woodshop for our January 2023 meeting as well as our remote Zoom crowd. Dennis Lillis gave a demo on turning a Chocolate Display Dish which is the President's Challenge for February.



Colin Mackenzie is sponsoring a contest for the best Chocolate Display with prizes of \$100 for first place, \$75 for second place,

and \$50 for third place. Mackenzies Chocolates, founded in 1984, is located in Santa Cruz and still run by Colin's family. So sharpen your tools and get turning.



President's Turn

January 2023

There was a tremendous amount of enthusiasm and participation at the January meeting. The sharpening session prior to the meeting was great, and I thank Dennis Lillis and Mark Koenig for sharing their turning expertise. Further discussion about pre meetings have developed into perhaps having a Saw Dust Session prior to all meetings to brainstorm woodturner's issues and problems.

Dennis Lillis turned a fantastic example of a chocolate display. The demo was excellent and exciting. The President's Challenge for the month of February will be called "Thelma's Challenge" for MacKenzie's Chocolates. The turnings will be given to Colin MacKenzie to be displayed at MacKenzie's Chocolates. There will be three awards given to the best displays at the February meeting.

Our demo for February has been changed to allow more time for the President's Challenge and awards. The new demo will consist of coring three bowls from one bowl. The audio-video equipment is arriving and Mark and Greg are very busy improving our system.

I would appreciate everyone sharing their ideas and suggestions to improve and benefit the club. If you can or would like to volunteer to help, let us know. I will be sending everyone by email an information gathering questionnaire for our future Turn and Learn sessions. Please complete and return. Our March Demo will be turning a MultiAxis bird.

Happy Turning

Jim Loney

Silicon Valley Woodturners

Presents The

Thelma Mackenzie
Chocolate Display
COMPETITION

President's challenge
February 2023

*Turn an object that can be used to display
chocolates in the store showcases at
Mackenzies Kandy Kitchen
1492 Soquel Ave, Santa Cruz 95062*

CASH PRIZES
\$100 \$75 \$50

*Entries will be donated to the
store and used for retail display*

DEADLINE: SVW MEETING, FEBRUARY 1, 2023

January Program

Chocolate Display by Dennis Lillis

Honoring Colin Mackenzie's request for a Chocolate Display competition Dennis Lillis gave a demonstration showing us how he turned one of his designs. His first question was how many people draw a sketch before turning—not many people raised their hand. He then discussed the sketch he made to turn a chocolate display. This display consisted of three pieces that were glued together to form the final display.

For the demonstration Dennis decided to turn a display out of a single piece of carob. The wood was oriented with the grain parallel to the axis of rotation = spindle turning. A tenon was turned on the bottom of the piece and then placed in a chuck. From there another tenon was turned on the top and the top partially shaped to a curved dome. The top was then parted off and mounted in the chuck. Dennis then turn the inside of the top. Once completed the top was removed and set aside.

The base of the chocolate display was then remounted in the chuck and finished by shaping the base, pedestal, and top plate. All this was accomplished using a number of spindle gouges. Once the base was finished being shaped the lid was fitted to the base using the base as a jam chuck. The lid was then secured to the base with tape and a knob shaped from the tenon.

Dennis' demonstration was an excellent example of spindle turning. Hopefully this demonstration inspired everyone to turn a Chocolate Display for the competition at next month's meeting.



Meeting Minutes

January 2023 Member's Meeting minutes

Pre-meeting sharpening demo: Several members brought their spindle gouges from home. Mark Koenig and Dennis Lillis gave instruction to all comers. Next month will be bowl gouge sharpening. Members who would like to see a particular tool demo should let Jim know.

Jim Loney whistled the meeting to order at 7pm.

New Board of Directors:

President Jim Loney introduced the new Board:

Steve Dahout is the new Member at Large

Jerry Galli is the Vice President

Matthew Bartlett is the Treasurer

Jimmy Vidunas is the Secretary

Greg Peck has retired from his Board position as Secretary and will focus his efforts on helping Mark Koenig with the new audio-video system.

Recruitment:

Refer a new member for \$5 off next year's dues. The club currently has about 70 members.

President's Challenge:

February's challenge will be a competition to make the best display platter or dish (or..other?) for use to display chocolates. This will be for use as a display item at Mackenzie's Chocolates.

Membership Dues:

Dues are due by February 28

Audio-Video:

The club is moving forward with the proposal by Mark Koenig to construct an audio-video system.

Inter-Club Demonstrations:

Jerry Galli is working with other clubs to find club members willing to do demonstrations at Member's Meetings for different clubs. Let Jerry know if you are interested and willing to be a demonstrator.

Live Demonstration:

Dennis Lillis demonstrated "A different kind of notion of a box". He turned a small platter with a domed lid from a single piece of black acacia.

President's Challenge and Show and Tell:

See pages 6—11 for details and photos.

Anchor Seal:

There's a new method for purchasing Anchor Seal through the club. Payment will be made via the website. Call Dennis for availability prior to purchase.

2023 Calender of Events

<p align="center"><u>January</u></p> <p>President's Challenge: Jan. 11th Foot Massager Program: Dennis Lillis Candy Display Dish</p>	<p align="center"><u>February</u> BOD—</p> <p>President's Challenge: Feb. 2nd Candy Display Dish Program: Jerry Galli Coring a Bowl</p>	<p align="center"><u>March</u></p> <p>President's Challenge: Mar. 1st TBD Program: Don Bonnett TBD</p>
<p align="center"><u>April</u></p> <p>President's Challenge: Apr. 5th TBD Program: Mark Koenig TBD</p>	<p align="center"><u>May</u> BOD—</p> <p>President's Challenge: May 3rd Program:</p>	<p align="center"><u>June</u></p> <p>President's Challenge: Jun. 7th Program:</p>
<p align="center"><u>July</u></p> <p>President's Challenge: Jul. 5th Program:</p>	<p align="center"><u>August</u> BOD—</p> <p>President's Challenge: Aug. 2nd Program:</p>	<p align="center"><u>September</u></p> <p>President's Challenge: Sep. 6th Program:</p>
<p align="center"><u>October</u></p> <p>President's Challenge: Oct. 4th Program:</p>	<p align="center"><u>November</u> BOD—</p> <p>President's Challenge: Nov. 2nd Program:</p>	<p align="center"><u>December</u></p> <p>President's Challenge: Dec. 6th Program:</p>

Professional Demonstrations

President's Challenge : Foot Massager



Jim Loney

Silver Maple with Mulin's friction polish.



Jerry Galli

Segmented Cherry with lacquer finish and rubber rings.

President's Challenge : Foot Massager



Dennis Lillis

Rock Maple.



Johnny Alias

Possibly madrone with
wipe on poly finish.

President's Challenge : Foot Massager



Dean Caudle

Segmented Cherry with
lacquer finish and rubber
rings.



Steve Dahout

Maple, no finish, with
sewing machine belts.

President's Challenge : Foot Massager



Don Bonnett

Madrone—no finish.




Tom Stutz

Cypress with “glow” and
melted beeswax finish.

Show & Tell

Jerry Galli


Liquid Amber hollow form
with "Doctor's" friction
polish and shellac finish.



Dennis Lillis

Carob bowl with butterfly
inserts across large crack.

Show & Tell



Dave Vannier

Jig for referencing chuck jaw openings and making tenons for different size chuck jaws. Mounts on the revolving center on the tailstock.

CLUB NOTES

Officers, Staff, Volunteers and Contacts

President	Jim Loney	(408) 497-6855	sherlock44@gmail.com
V.P./Programs	Jerry Galli	(650) 740-1560	tiretycoon@sbcglobal.net
Prof. Demos	Jerry Galli	(650) 740-1560	tiretycoon@sbcglobal.net
Treasurer	Matthew Bartlett	(408) 802-2750	matthew@me.com
Secretary	Jimmy Vidunas	(408) 390-0714	jimmyvidunas@gmail.com
Newsletter Editor	Mark Koenig	(408) 888-4944	mkskoenig52@gmail.com
Hospitality	TBD		
Membership Chair.	TBD		
WIT Liason	TBD		
Photographer	TBD		
Property Mgmt.	TBD		
Librarian	Mark Koenig	(408) 888-4944	mkskoenig52@gmail.com
Webmaster	Ray Hari	(408) 806-6183	r_hari@yahoo.com
Site Prep	Johnny Alias	(408) 227-2423	vet59@ix.netcom.com
	Milton West	(408) 729-6334	miltwest@sbcglobal.net
Audio/Visual	Mark Koenig	(408) 888-4944	mkskoenig52@gmail.com
	Greg Peck	(408) 623-9156	gregoreo@me.com
Social Chair.	TBD		
Pens for the Troops	Jerry Galli	(650) 740-1560	tiretycoon@sbcglobal.net
Wood/Anchor Seal	Dennis Lillis	(408) 353-3821	denjlillis@gmail.com
Superglue	TBD		

Volunteer Instructors / Mentors

The turners below have graciously offered to open their shops to help members who want to learn to sharpen, try something new, or master a technique that just doesn't seem to be working. We all love to share.

Dennis Lillis, denjlillis@gmail.com, (408) 353-3821 Wood Processing and storing, tool selection and sharpening, turning technique for a variety of projects, sanding and preparation, finishing, hollowing, and coring.

Bob Bley, rbley90@gmail.com, I can help with general shop set up, dust collection, natural edge, hollowing and inlay to name a few. However, it will be virtual for the near term.

Jerry Galli, tiretycoon@sbcglobal.net, I enjoy doing pens of all kinds, spindle work, natural edge bowls, coring with the Oneway system, hollow forms with finials, lidded boxes, kitchen ware items. I can also give you guidance on how to build a small kiln for wood drying. I am willing to mentor at my home workshop when it is safe and when the COVID 19 pandemic is over.

2023 Ironman

An IRONMAN is one who successfully completes all 12 President’s Challenge projects for the year. Those who meet the challenge are awarded coveted and distinctive IRONMAN name badges. A blue bar in the accompanying chart means that person has completed the project for the month indicated. You needn’t be a great turner, you just need to participate.

Ironman 2023	January: Foot Massager	February: Chocolate Display Dish	March:	April:	May:	June:	July:	August:	September:	October:
Alias, Johnny										
Bonnett, Don										
Caudle, Dean										
DaHout, Steve										
Galli, Jerry										
Lillis, Dennis										
Loney, Jim										
Stutz, Tom										

Editor’s Note

If we’ve somehow overlooked your President’s Challenge entry, send an email to:

Mark Koenig
mskoenig52@gmail.com

IRONMAN Rules

- There are twelve challenges listed for the year and in order to qualify for Ironman you must show that you have completed all twelve challenges.
- Challenge entries should be shown at the meeting corresponding to the challenge schedule.

SVW NEEDS YOU!

It takes more than the officers and program chairs to make our club function at its best. This is a HELP WANTED ad, and we need you to respond. There are always things that need doing. In particular, we need:

- Volunteers for shop tours
- Volunteers to present/demonstrate at meetings
- Short articles or Tips & Tricks for the *Chips & Chatter* newsletter

Please contact gregoreo@me.com to volunteer and help make our activities happen.

OTHER WOODTURNING CLUBS: You may use materials in this newsletter for the benefit of other turners. Please credit Silicon Valley Woodturners and the newsletter month and year for any material you use, and mention our web site: www.svwoodturners.com. Note that if we've flagged an article as having been reprinted from another source with permission, you must secure that same permission in order to use that material.

Join Silicon Valley Woodturners

Want to join a great group of turning enthusiasts in an atmosphere of sharing and camaraderie? Become a member of Silicon Valley Woodturners. We meet on the **First** Wednesday of each month. See last page of newsletter for details on where we meet. Drop in at any meeting and check things out. Learn more about our club on the web at www.svwoodturners.com.

Individual Membership: \$35 per year

Family Membership: \$45 per year

Membership dues are pro-rated for new members that join mid year.

Sponsors



WOODCRAFT®
Helping You Make Wood Work®

Eric McCrystal
Store Manager

Woodworking Tools • Books • Supplies • Lumber • Classes

SEANNA WOODWORKS, INC. Phone: 650.631.9663
d/b/a WOODCRAFT Fax: 650.631.9633
40 El Camino Real woodcraft561@mac.com
San Carlos, CA 94070 http://stores.woodcraft.com/san_carlos



1492 Soquel Ave
Santa Cruz, CA 95062
831-425-1492

Chocolates Worth Their Calories™

Meeting Location and Information

Join us on the first Wednesday of the month @7:00PM at:

Santa Clara High School Woodshop

3000 Benton St, Santa Clara, CA

It is right across the street from the Baptist Church sign, and just past (coming from Kiely) a No Entrance sign.

Dinner before the Meeting:

Watch for email update



FOR SALE

Anchor Seal

One gallon Anchor Seal \$15

Contact Dennis Lillis (see Club Notes for contact information).

Badges and Hats

SVW Hat \$10

SVW Badge \$3

Contact Jimmy Vidunas (see Club Notes for contact information).